

COOLAIR 
INTERNATIONAL, INC.

**PRODUCTS, PARTS
AND SERVICE**



AmericAire



High Wall Heat Pump

ACE09HP110 / ACE12HP110

110V

ACE18HP220 / ACE24HP220

220V

13 SEER

R410A

Technical Specifications



Multi-Fold Evaporator
Enlarge the expel area and enhance the efficiency while reducing size.



Hydrophilic Aluminum Foil
Blue-colored aluminum foil in indoor unit prevents water contamination.



Saw-Teeth Fan Wheel Design
Saw-teeth shape blades greatly reduces operational noise/vibration.



Three Dimensional Swing Delivery
Multi-dimensional air flow helps reach every corner of the room.




Sleep Mode Operation
Room adjusts temperature to fit the human body automatically.




Independent De-Humidifying
Lowers water vapor in the room without affecting the cooling process.



On/Off Timer
Setting the on/off timer to the end users needs.



Intelligent LED Operation
LED display indicates the operation and function of the unit.




Intelligent Defrosting
Defrosting fully controlled by micro-processor to ensure effective heating.



Extra Quiet Operation
Unique low-noise design makes these systems the quietest in the market.

Function	Highwall	HEAT PUMP	HEAT PUMP	HEAT PUMP	HEAT PUMP
Indoor Unit Model		ACE09HP110	ACE12HP110	ACE18HP220	ACE24HP220
Cooling/Heating Capacity	Btu.	9,000	12,000	18,000	24,000
Average Cooling Capacity	Feet	450	600	900	1,200
Power Supply	Volt	110	110	220	220
Power	Hertz	60	60	60	60
Efficiency	SEER	13.0	13.0	13.0	13.0
Air Flow Rate	CFM	350	400	625	725
Moisture Removal	Pt/h	1.7	2.8	2.0	2.8
Noise Level	Decibel	32	32	45	45
Auto Restart		Yes	Yes	Yes	Yes
Breaker Size	Amp	15	20	15	15
Heating Power Input	Watts	770	1,010	1,480	1,930
Dimensions- Indoor Unit	WxHxD In.	31.1 x 10.6 x 7.1	31.1 x 10.6 x 7.1	45.5 x 12.8 x 8.9	48.6 x 12.8 x 8.9
Net Weight- Indoor Unit	Lbs.	20	22	40	44
Outdoor Unit Model		ACC09HP110	ACC12HP110	ACC18HP110	ACC24HP220
Compressor	Type	Rotary	Rotary	Rotary	Rotary
Refrigerant	Type	R410A	R410A	R410A	R410A
Defrosting Method		Auto	Auto	Auto	Auto
Compressor Power Input	Watt	810	1,085	1,510	1,650
Piping Connection	Liquid	1/4"	1/4"	3/8"	3/8"
	Suction	1/2"	1/2"	5/8"	5/8"
	Drain	1/2"	1/2"	1/2"	1/2"
Dimensions- Outdoor Unit	WxHxD In.	32.0 x 21.0 x 10.0	33.5 x 23.8 x 11.6	35.4 x 33.0 x 13.0	35.4 x 33.0 x 13.0
Net Weight- Outdoor Unit	Lbs.	73	86	143	143
Factory R410A Charge	Feet	25	25	25	25
Max Installation Distance	Feet	33	33	50	50
Max Height Distance	Feet	17	17	17	17
14 Gauge Field Wiring	Feet	24	24	24	24
Compressor Warranty	Year(s)	5	5	5	5
Circuit Board Warranty	Year(s)	3	3	3	3
Parts Warranty	Year(s)	1	1	1	1



Cold Catalyst Filter Technology

Cold Catalyst Filters have the ability of sterilization and removing odors. It will effectively remove odd odors such as methyl hydrosulfate, ethyl mercaptan, etc. This filter has the benefit of recycled use. Cold Catalyst systems help reduce colds at change of season, asthma and coughs, skin irritation and frequent headaches and tired symptoms with better air quality.